

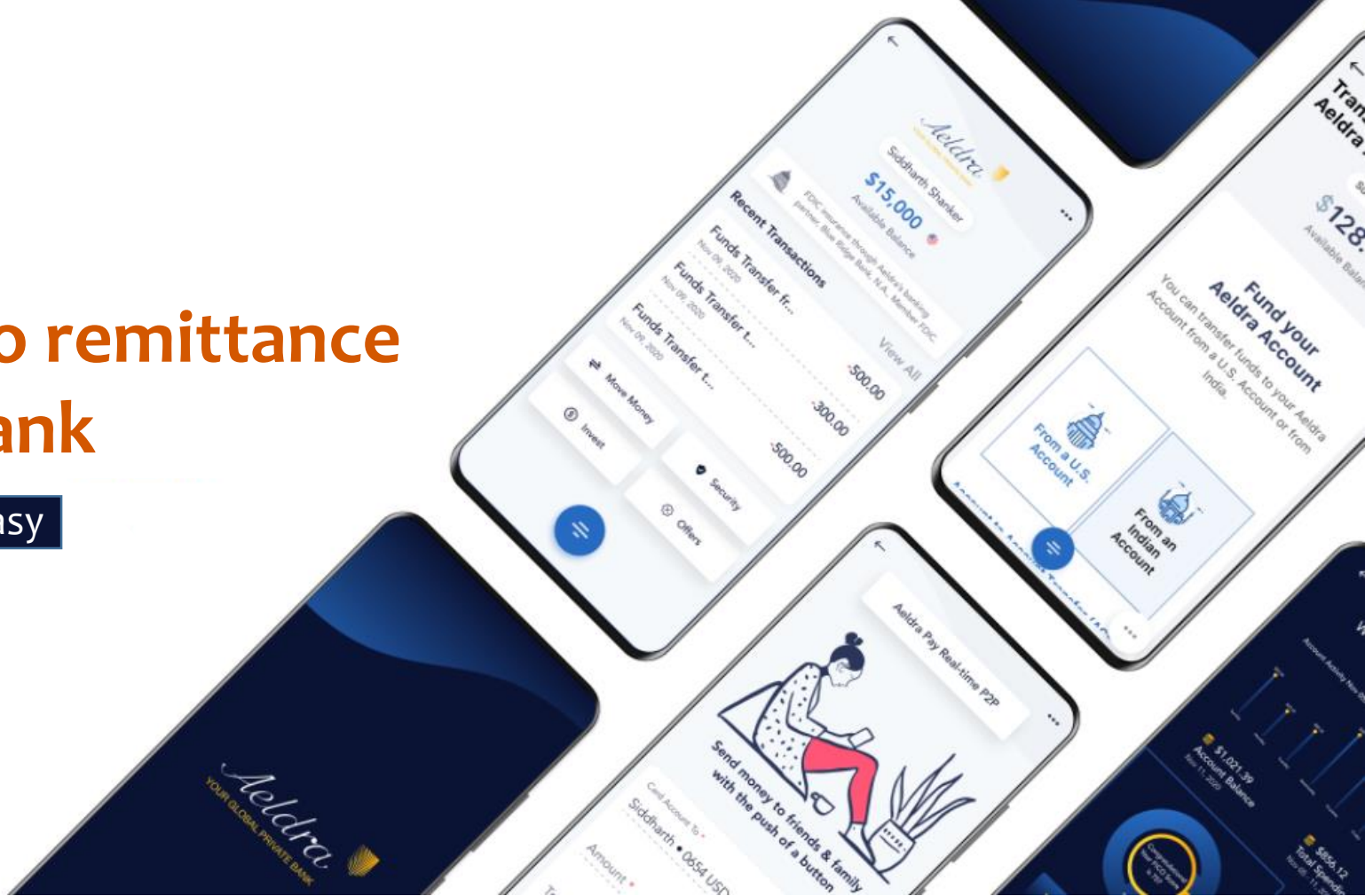


Your guide to remittance from IDFC Bank

Fund transfer made easy



IDFC FIRST
Bank



STEP 1

Login to the IDFC Bank Net Banking portal using your Mobile Number

IDFC FIRST Bank

my.idfcfirstbank.com/login

IDFC FIRST Bank

Let's get started

+91 Mobile number

Please enter a mobile number to proceed

Proceed to login

New to net banking? [Activate now](#) | [Get username](#)

[Block Netbanking](#)

[Generate credit card PIN](#) | [ATM/branch locator](#)

IDFC FIRST Bank

Hey there!

WhatsApp Banking is now available.

Give a call from your registered mobile number to

You are reminded to remain cautious when banking online. Please ensure that the link of this page begins with <https://www.idfcfirstbank.com>. Do not reveal your Internet Banking username, password or token PIN to

STEP 2

Enter your Password and Captcha. Then, click on “Login securely” button

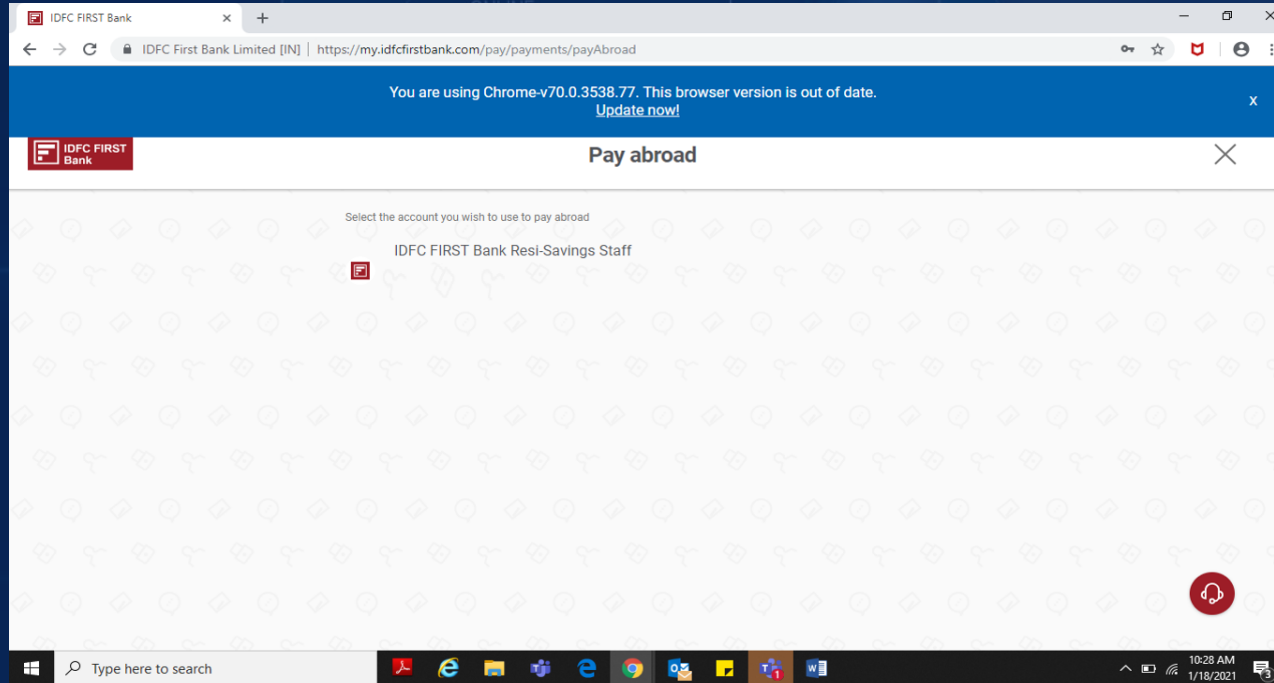
The screenshot displays the IDFC First Bank login interface. At the top, a browser notification states: "You are using Chrome-v70.0.3538.77. This browser version is out of date. [Update now!](#)". The login form is a red card with the IDFC First Bank logo at the top. It contains the following fields and elements:

- Mobile number:** +91 7525023620, with a "Change" link.
- Enter Password:** A text input field with a password icon.
- Forgot password:** A link below the password field.
- The letters below are case sensitive:** A note above the captcha field.
- Enter captcha:** A text input field showing the captcha "ZEEJGV".
- Refresh captcha:** A circular arrow icon and text below the captcha field.
- Login securely:** A white button with a red border, circled in red.
- New to net banking? Activate now:** A link at the bottom of the form.

The background of the page features a man in a suit and a smartphone displaying a WhatsApp Banking notification: "Hey there! WhatsApp Banking is now available." with a yellow arrow pointing right. The Windows taskbar at the bottom shows the search bar and various application icons.

STEP 3

Click on Pay then, Click on 'Pay Abroad' and select your savings account



STEP 4

Select Transfer Funds Abroad, choose required details

> Transfer Funds Abroad

> Beneficiary

> Payment History

> Profile

> Feedback

Transfer Funds Abroad

*Receiving Country

USA

*Beneficiary

Add New Beneficiary

*Amount (USD)

100

Upload Supporting Documents

Exchange Rate

1 USD = 76.8400 INR

Fee

INR 100.00

Funding Amount (Incl. Of Fees & Taxes)

INR 7847.00

Fee displayed here is inclusive of transaction charges by IDFC FIRST Bank & applicable GST. Please note that should there be any additional charges levied by the correspondent's bank, they will be debited from your account.

Send funds

*Receiving Currency

USD

Purpose Of Remittance

Remittance to own account...

*Source Of Funds

Select Source Of Funds

Select Source Of Funds

Income from Salary/ Savings

Income from Business/Rent


Income from property

Gifts/ Inheritance from Friends/ Relatives

These details are for illustration purpose only

STEP 5

Upload Supporting Documents (only if account <1 yr)

 IDFC FIRST Bank

> Transfer Funds Abroad

> Beneficiary

> Payment History

> Profile

> Feedback

Account

Customer Support

FAQs

Logout

Last Login: Nov 16 2021 2:21PM

Upload Following Document ×

1. If the account is less than 1 year, provide latest one year statement of other bank. If statement is not available than income tax assessment order or return

*Select File

Choose File

No file chosen

✕

📎 Attach More

Continue

Upload Supporting Documents

Exchange Rate

1 USD = 76.8400 INR

Local Amount

7684 INR

Fee

INR 100.00

Funding Amount (Incl. Of Fees & Taxes)

INR 7847.00

STEP 6

Add Beneficiary Account Details, please refer next page for complete details

BENEFICIARY'S ACCOUNT DETAILS

*Receiving Country:

USA

*Select Currency :

USD

*Bank routing number:

053112929

I don't have Routing
Number

*Name of Beneficiary Bank :

Blue Ridge Bank NA

*Address of Beneficiary Bank :

*Account Number:

Enter your account number in overseas bank

Intermediary/Correspondent Bank's SWIFT code :

Please leave this field blank

*Purpose Of Sending :

Remittance to own account abroad

BENEFICIARY'S PERSONAL DETAILS

*Beneficiary Type

Individual ☒

Entity ☐

*Beneficiary's Name:

Enter your name in overseas account

Middle Name:

*Last Name:

Enter your name in overseas account

*Address:

Enter the address in overseas account

Back

Continue

DETAILS

- Receiver Type : Self
- Receiver Name : <Your name as it appears in Aeldra account>
- Receiver Nick Name : <Any name of your choice>
- Receiver Address : <Your address as it appears in Aeldra>
- Zip Code : <Zip Code of your address in Aeldra>
- Country : **United States of America**
- Contact Number : <Your contact Number>
- Email Address : <Your E-mail ID>

Continued...

DETAILS

- Receiver Bank Country : **United States of America**
- Receiver Account Number : **<Your 10 digit Aeldra Account No.>**
- Receiver Bank ABA Code : **053112929**
- Receiver Bank Name : **Blue Ridge Bank, N.A.**
- Currency : **US Dollar (USD)**
- Receiver Bank Address : **17 W Main St, Luray, VA 22835, U.S.A**

STEP 7

Verify Transaction Details

Beneficiary Details

Sending To:

Receiver Address:

Bank Account Details:

Account Number

Account Type

Bank Name

Bank Address

Bank Routing Number

Intermediary Bank's SWIFT Code

 Edit

Transaction Details

Sending Amount (In FCY) :

Exchange Rate Applied :

Sending Amount In INR :

Applicable Charges & Taxes :

Funding Amount In INR :

Debit A/C Number :

 Edit

Promo Code

Purpose Of Sending.*

Remittance to own account abroad


Additional Information:

☒ I accept the [Terms & Conditions](#) and [Transfer Funds Abroad Form\(Application Form\)](#)

Confirm Booking

STEP 8

Enter the OTP received on your registered mobile number to complete transaction

Beneficiary Details	Transaction Details
<p>Sending To:</p> <p>Receiver Address:</p> <p>Bank Account Details:</p> <p>Account Number</p> <p>Account Type</p> <p>Bank Name</p> <p>Bank Address</p> <p>Bank Routing Number</p> <p>Intermediary Bank's SWIFT Code</p> <p> Edit</p>	<p>Sending Amount (In FCY) :</p> <p>Purpose Of Sending:*</p> <p>Additional Information:</p> <p><input checked="" type="checkbox"/> I accept the Terms & Conditions and Transfer Funds Abroad Form(Application Form)</p> <p>Confirm Booking</p>

Please enter OTP

OTP has been sent to your registered Mobile Number and Email ID. OTP will expire in 5 minutes.

Re-send OTP Submit OTP

STEP 9

You will the confirmation message along with reference number

Reference Number:



DOWNLOAD RECEIPT

Your request for 'Transfer Funds Abroad' was submitted successfully.

It is important for you to note the following:

- 1.The final amount to be debited is blocked for use in your Account. We will debit this amount after successful verification of the payment by IDFC FIRST Bank.
- 2.We will keep you updated about the status of your payment through SMS and email.
- 3.You can also check the status of your payment under 'Payment History' on 'Transfer Funds Abroad' page.
- 4.Please note that should there be any additional charges levied by the correspondent's bank, they will be debited from your account.
- 5.After your account is debited, if the payment does not reflect in your beneficiary's account within 5 days, please contact us immediately at:

Are you an NRI? If yes, please feel free to get in touch with us at nriservices@idfcfirstbank.com or call us at **91-22-6248-5152**. Are you an Indian resident? If yes, you may also email us at banker@idfcfirstbank.com or call us at **1800-419-4332**.



IDFC FIRST
Bank

You're all set!

It takes 3 - 5 business days (excluding weekends & bank holidays) for the funds to be transferred to your Aeldra account.